



# **CURRICULUM**

## **2022**



UI & UX Designer

Illustrator

**Nguyen Thi Thu Thuy**

---




## NGUYEN THI THU THUY


UI & UX designer


### ABOUT ME ( 3 years of experience )


Hello! I'm Thuy Nguyen. With a strong passion in designing User Interfaces for Mobile and Website to become more beautiful and clear. Besides that, I have to strike a balance between easy to use customer and developer easy to program to come up with the perfect products.

I consider myself a creative, open minded and proactive person, who enjoys teamwork and who is always willing to face new challenges. Moreover, i always update new styles about design from social media (Facebook, Instagram, Behance, Dribbble..). This isn't only a big resource to discover but also to connect with designers worldwide. I believe that this is one of the best ways to

 Trung Hamlet , Vinh Phuong Commune, Nha Trang City

 October 25, 1996

 Ngthithuthuy96@gmail.com

 +84 379 965 922

 <https://www.behance.net/ngthithuthuy96>

 <https://dribbble.com/thuthuycntt>

## EDUCATION & LANGUAGE

### 2018 **Graduated Telecommunications University**

Bachelor of Information Technology  
Software engineering

**English -TOEIC 450**

## EXPERIENCE

### 2015 **Design interface for the selling ice cream page.**

Language develop HTML, Javascript, PHP.

Content working

- Starting design UI by photoshop tool.
- Building UI by HTML, CSS, Javascript on Dreamweaver tool.
- Run it on localhost/Xampp to watch live UI and error control
- Building database on mySQL and connect with website.
- Run, test and complex product.

### 2015 **Design interface for the selling ice cream page.**

Experience Wordpress theme

Content working:

- Starting install and setup WordPress.
- Finding themes suitable for purpose.
- Developing, installing, design for the website.
- database initialization, upload product category, edit pricing, activate cart.  
Creating link to social media (Facebook, Gmail..)
- Run, test and complex product.

### 2017 **Partime: Design texture for T-shirt**

Experience Up-to-date for my skill about using Photoshop, Illustrator tool.

### 2018 Content working

- Get the designing content.
- Create and design patterns.
- Error checking.
- Export the PNG type and complete the task.

## TARGET

---

### Short term target

Find a suitable job to promote all abilities, contribute for developing company.

### Long term target

Learn new knowledge, always up-to-date my skill from different sources.

Become more a knowledgeable, professional person in the future.

## SKILL

---

Illustrator	● ● ● ● ● ●
Photoshop	● ● ● ● ● ●
After effects	● ● ● ● ● ●
XD	● ● ● ● ● ●
HTML/ CSS	● ● ● ● ● ●
Reactjs	● ● ● ● ● ●

## HOBBY

---



Singing



Travel



Swimming



Take photos

## MY PRODUCTS

---

<https://tinyurl.com/j8e26vbm>

<https://www.behance.net/ngthithuthuy96>

<https://dribbble.com/thuthuycntt>

## EXPERIENCE

---

10/2018 **Working as UI/UX designer at the Hanbiro Company in Ho Chi Minh City**

01/2022

### Experience:

- Knowledge of theoretical color, wire / mesh layout, typography, images.
- Proficient use of software: Photoshop, Illustrator, Adobe XD, Zeplin ...
- Basic understanding of HTML / CSS, Javascript, Bootstrap, Reactjs.
- Good communication skills, cognitive ability, teamwork.
- Data analysis skills and creativity.
- Knowledge of Marketing (TCA, Email Template for Quote / Purchase Order / Invoice, banner, ...)

### The projects that attended

**WEBSITE** Hanbiro Groupware (Mail, Task... page)  
Hanbriro HR  
Hanbiro CRM (Mail template, Landing page, UI page)

**PC APP** Hanbiro Talk app  
Hanbriro CRM Call

**MOBILE APP** Hanbiro Talk app  
Hanbriro Mail app  
Hanbiro HR app  
Hanbiro Work

### Content working:

- Get the designing content (Storyboard)
- Make idea, choose color, font type.
- Make components for color concept, type of text, items, list object by XD tool.
- Arrange layout, design interface and think about how customers use it to ease.
- After finished designing UI, Check ui and wait for approval from the Leader.
- Send it to the developer and support UI with developer (make HTML, Css file, Scsss file. Make tyle for hover, active, focus action, app Screenshot Mockup, make icon svg, banner CTA.
- Check UI (font-size, color, type of text synchronization of components), edit, improve after the Developer finished the project.
- Completed the project.